

INV
DO
ORS

EVOLUTION
INNOVATION



IN
DO
ORS

EVOLUTION
INNOVATION



What does it mean?

/
WHERE TECHNOLOGY
MEETS DESIGN

DESIGN TECHNOLOGY - Innovation



/

AMBRA

SMART LIVING

Nuove esperienze Smart e Design minimalista per un classico sempre attuale.

New smart experiences and minimalist design for a timeless classic.

Nouvelles expériences intelligentes et design minimaliste pour un classique intemporel.



/

MATT MATERIAL

DESIGN TECHNOLOGY - In progress

Un'esperienza nuova e raffinata
che arricchisce le soluzioni di arredo

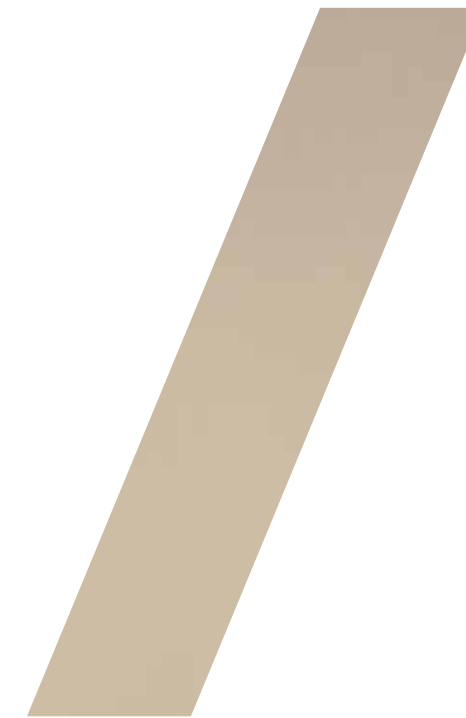
A new fine experience which
enriches furnishing solutions

Une expérience nouvelle et raffinée
qui enrichit les solutions d'ameublement



/
AVANA

DESIGN TECHNOLOGY - In evolution



Accoglienti per riscoprire l'eleganza della semplicità! Un pezzo unico che si mimetizza nell'ambiente, ma che lo impreziosisce con la sua forte personalità che mai prevarica l'ambiente stesso.

Rediscovering the elegance of simplicity! A unique piece that blends into its surroundings, yet enhances them with its strong personality that never overwhelms the space itself.

Redécouvrir l'élégance de la simplicité ! Une pièce unique qui se fond dans son environnement tout en le sublimant par sa forte personnalité, sans jamais l'envahir.

/ WHY ?



tecnologia
technology
technologie



innovazione
innovation
innovation



design
design
design



funzionalità
functionality
fonctionnalité



adattabilità
adaptability
adaptabilité



high-tech
high-tech
high-tech



affidabilità
reliability
fiabilité



ricerca estetica
aesthetic research
recherche esthétique



ampia gamma
broad selection
large sélection

Because it's design technology!



Touch. La texture delle nostre superfici conferisce delle proprietà tattili uniche ed esclusive al nostro prodotto.

Touch. The texture of our surfaces gives unique and exclusive tactile properties to our products.

Touch. La texture des surfaces confère à nos produits des propriétés tactiles uniques et exclusives.



Adattabilità. Gli avanzati processi di produzione di Mobil3 consentono di ottenere pannelli con altezze maggiorate e stipiti adattabili su più spessori di muro.

Adaptability. Advanced manufacturing processes allow Mobil3 to produce higher panels and frame suitable for different wall thicknesses.

Adaptabilité. Le processus de fabrication avancé permet à Mobil3 de produire vantaux plus hauts et chambranles adaptés à différentes épaisseurs de murs.



Ricerca e innovazione. Le finiture sono il fiore all'occhiello dell'azienda: la nostra ampia gamma viene costantemente rinnovata grazie ad un assiduo e attivo processo di ricerca e sviluppo.

Research and Innovation. Finishes are the company's crowning point: our wide selection is constantly renovated thanks to an active and regular research and development process.

Recherche et Innovation. Les finitions sont le couronnement de l'entreprise: notre large sélection est constamment rénové grâce à un processus de recherche et développement actif et régulier.



Affidabilità. La fiducia del cliente è il nostro obiettivo, forti della nostra esperienza e puntualità.

Reliability. Our goal is clients' trust, on the strength of our experience and accuracy.

Fiabilité. Notre objectif est la confiance des clients, grâce à notre expérience et ponctualité.



Ambiente. I nostri processi produttivi sono progettati nel rispetto per l'ambiente, per un impatto ecosostenibile a 360°.

Environment. Our manufacturing process is thought to be environmentally friendly.

Environnement. Notre processus de fabrication est pensé pour être écologique.



Finiture innovative. Materiali innovativi, design e qualità tecnologica.

Innovative Finishes. Design finishes made with technologically advanced, high quality materials.

Finitions Innovatives. Finitions fabriquées avec des matériaux de haute qualité et technologiquement avancés.

/
COLLECTION

INDEX



/ 64
TRAMA



/ 96
PRESTIGE



/ 108
PRESTIGE MINIMAL



/ 114
ELEGANCE



/ 134
WHITE



/ 142
BASIC



/ 16
COLOR



/ 30
MATERIA



/ 40
REAL WOOD



/ 150
SOLUZIONI DI APERTURA
Opening solutions
Solutions d'ouverture



/ 164
VETRI
Glasses
Verres



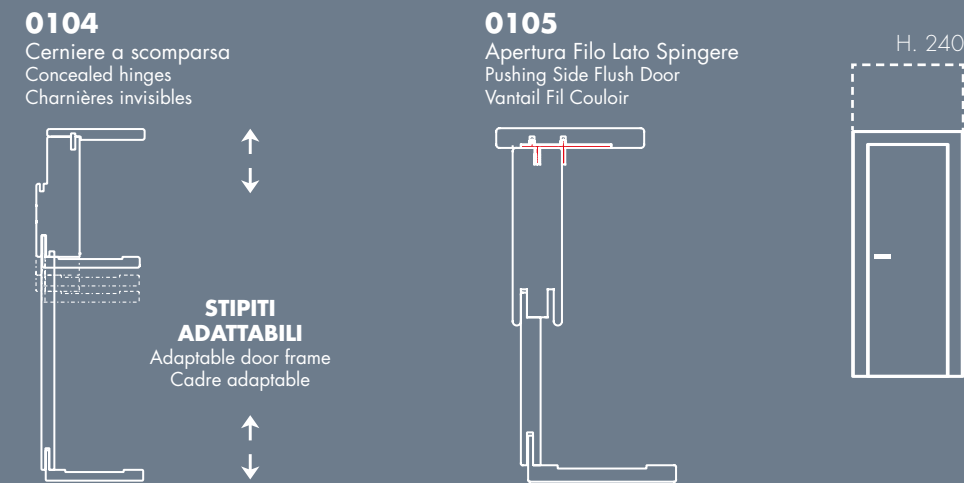
/ 174
MANIGLIE
Handles
Poignée

/ COLOR

COLORI PASTELLO RIVISITATI IN UN DESIGN MODERNO E SENZA TEMPO PER LA NUOVA COLLEZIONE COLOR.

PASTEL COLOURS REINTERPRETED IN A MODERN AND TIMELESS DESIGN FOR THE NEW COLOR COLLECTION.

LES NUANCES PASTEL RÉINTERPRÉTÉES DANS UN DESIGN MODERNE ET INTÉMPOREL POUR LA NOUVELLE COLLECTION COLOR.



Per muro 11, 13 e 15 cm realizziamo lo stipite in pezzo unico.
Per muri più spessi forniamo il Kit allargamento tagliato a misura.

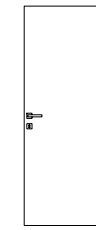
We provide a single piece door frame for wall thicknesses of 11, 13, and 15 cm.
We provide cut-to-size extensions for thicker walls.

Nous fournissons des cadres en pièce unique pour épaisseurs de murs de 11, 13 et 15 cm.
Nous fournissons des élargissement sur mesure pour des murs plus épais.

DETTAGLI **TECNICI** A PAG. 62 / TECHNICAL DETAILS PAGES 62 / DÉTAILS TECHNIQUES PAGES 62

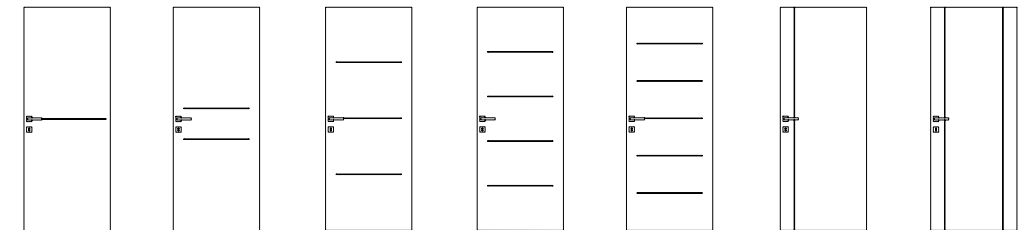
SOLUZIONI POSSIBILI / POSSIBLE SOLUTIONS / SOLUTIONS POSSIBLES

Porta liscia / Flat door / Porte lisse



M3-DESCL01

Porte con inserti / Doors with inserts / Portes avec inserts



M3-DESCL02

M3-DESCL03

M3-DESCL04

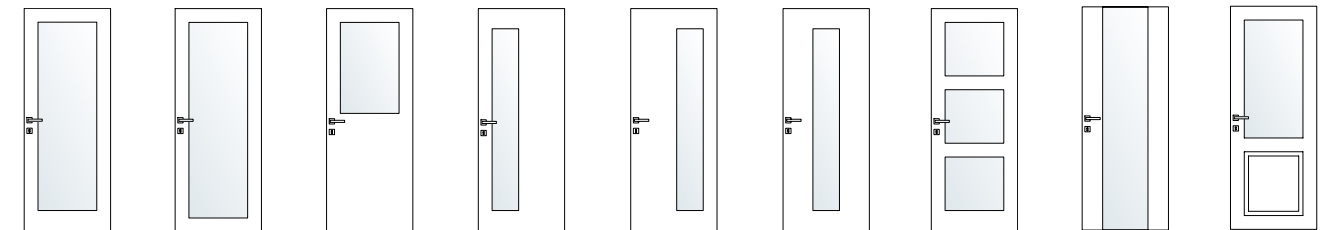
M3-DESCL05

M3-DESCL06

M3-DESCL07

M3-DESCL08

Porte a vetro / Doors with glass / Portes vitrées



M3-DESCLV01

M3-DESCLV02

M3-DESCLV03

M3-DESCLV04

M3-DESCLV06


M3-DESCLV08

M3-DESCLV05

M3-DESCLV09

M3-DESCLV10


Porte con bugne liscie / Doors with panels / Portes avec panneau de remplissage



M3-DESCL40

M3-DESCL41

AMBRA



AVANA



PERLA



FINITURA PANNELLO: GRIF AVANA
LEAF / VANTAIL

FINITURA STIPITE: AVANA
FRAME / CHAMBRANLE



FINITURA PANNELLO: GRIF STONE
LEAF / VANTAIL

FINITURA STIPITE: STONE
FRAME / CHAMBRANLE





/
COLOR
AMBRA

MOD.
M3-DESCLO1

STIPITE / FRAME / CHAMBRANLE
M3-0104

FINITURA / FINISH / FINITION
AMBRA




/
COLOR
AVANA

MOD.
M3-DESCLO1

STIPITE / FRAME / CHAMBRANLE
M3-0104

FINITURA / FINISH / FINITION
AVANA





/
COLOR
PERLA

MOD.
M3-DESCLO1

STIPITE / FRAME / CHAMBRANLE
M3-0104

FINITURA / FINISH / FINITION
PERLA

/
COLOR
GRIF AVANA

MOD.
M3-DESCLO1

STIPITE / FRAME / CHAMBRANLE
M3-0104

FINITURA PANNELLO / LEAF FINISH / FINITION VANTAIL
GRIF AVANA

FINITURA STIPITE / FRAME FINISH / FINITION CHAMBRANLE
AVANA





/
COLOR
GRIF STONE

MOD.
M3-DESCLO1

STIPITE / FRAME / CHAMBRANLE
M3-0104

FINITURA PANNELLO / LEAF FINISH / FINITION VANTAIL
GRIF STONE

FINITURA STIPITE / FRAME FINISH / FINITION CHAMBRANLE
STONE

/ MATERIA

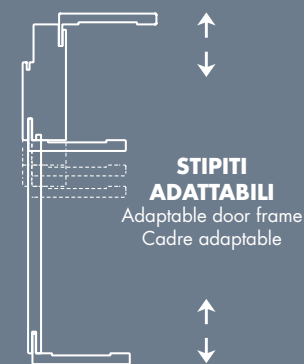
CON LE FINITURE MATERIA SI APRE UN NUOVO CAPITOLO DEDICATO ALLA MATERICITÀ DELLE SUPERFICI; UN'ESPERIENZA NUOVA RAFFINATA CHE ARRICCHISCE LE SOLUZIONI D'ARREDO.

WE ARE STARTING A NEW CHAPTER DEDICATED TO SURFACES' MATERIALITY WITH MATERIA FINISHES; A NEW FINE EXPERIENCE WHICH ENRICHES FURNISHING SOLUTIONS.

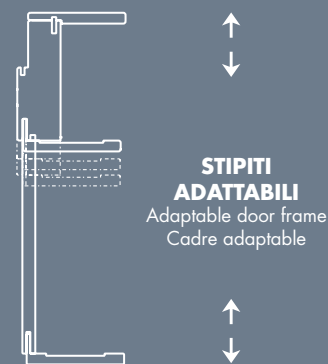
NOUS COMMENÇONS UN NOUVEAU CHAPITRE DÉDIÉ À LA MATÉRIALITÉ DES SURFACES AVEC LES FINITIONS MATERIA. UNE NOUVELLE EXPÉRIENCE QUI ENRICHIT LES SOLUTIONS D'AMEUBLEMENT.



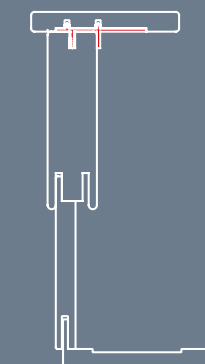
0103
Cerniere Anuba
Anuba hinges
Charnières type Anuba



0104
Cerniere a scomparsa
Concealed hinges
Charnières invisibles



0105
Apertura Filo Lato Spingere
Pushing Side Flush Door
Vantail Fil Couloir



Per muro 11, 13 e 15 cm realizziamo lo stipite in pezzo unico.
Per muri più spessi forniamo il Kit allargamento tagliato a misura.

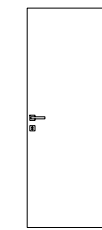
We provide a single piece door frame for wall thicknesses of 11, 13, and 15 cm.
We provide cut-to-size extensions for thicker walls.

Nous fournissons des cadres en pièce unique pour épaisseurs de murs de 11, 13 et 15 cm.
Nous fournissons des élargissement sur mesure pour des murs plus épais.

DETTAGLI **TECNICI** A PAG. 62 / TECHNICAL DETAILS PAGES 62 / DÉTAILS TECHNIQUES PAGES 62

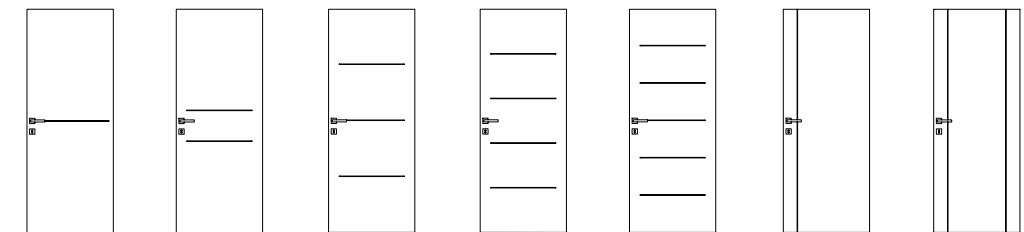
SOLUZIONI POSSIBILI / POSSIBLE SOLUTIONS / SOLUTIONS POSSIBLES

Porta liscia / Flat door / Porte lisse



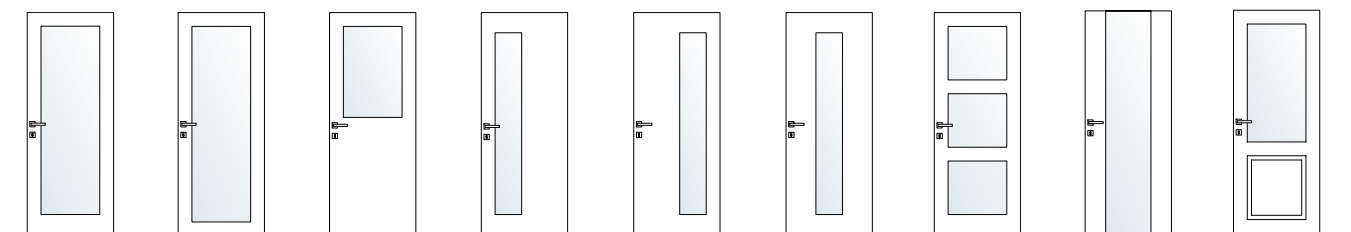
M3-DESMT01

Porte con inserti / Doors with inserts / Portes avec inserts




M3-DESMT02 M3-DESMT03 M3-DESMT04 M3-DESMT05 M3-DESMT06 M3-DESMT07 M3-DESMT08

Porte a vetro / Doors with glass / Portes vitrées



M3-DESMTV01 M3-DESMTV02 M3-DESMTV03 M3-DESMTV04 M3-DESMTV06 M3-DESMTV08 M3-DESMTV05 M3-DESMTV09 M3-DESMTV10

Porte con bugne lisce / Doors with panels / Portes avec panneau de remplissage



M3-DESMT40 M3-DESMT41

MATERIA BLANC



MATERIA GRIS



MATERIA BEIGE





/
MATERIA
BLANC

MOD.
M3-DESMT01

STIPITE / FRAME / CHAMBRANLE
M3-0104


FINITURA / FINISH / FINITION
BLANC

/
MATERIA
BEIGE

MOD.
M3-DESMT01

STIPITE / FRAME / CHAMBRANLE
M3-0104

FINITURA / FINISH / FINITION
BEIGE





/
MATERIA
GRIS

MOD.
M3-DESMT01

STIPITE / FRAME / CHAMBRANLE
M3-0104

FINITURA / FINISH / FINITION
GRIS



/ REAL WOOD

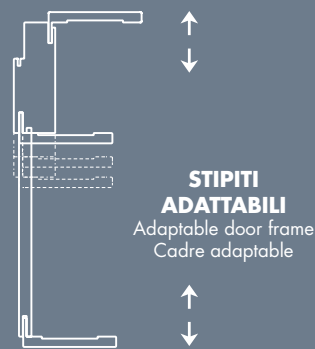
UNA SOLUZIONE PER
AMBIENTI AMPI E LUMINOSI

THE SOLUTION FOR WIDE
AND BRIGHT INDOOR SPACES

UNE SOLUTION POUR ENVIRONNEMENTS
LARGES ET LUMINEUX

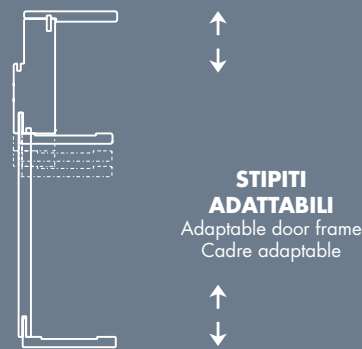


0103
Cerniere Anuba
Anuba hinges
Charnières type Anuba



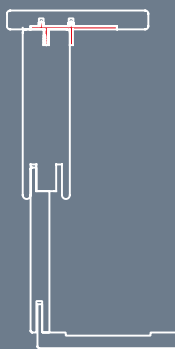
**STIPITI
ADATTABILI**
Adaptable door frame
Cadre adaptable

0104
Cerniere a scomparsa
Concealed hinges
Charnières invisibles



**STIPITI
ADATTABILI**
Adaptable door frame
Cadre adaptable

0105
Apertura Filo Lato Spingere
Pushing Side Flush Door
Vantail Fil Couloir



Per muro 11, 13 e 15 cm realizziamo lo stipite in pezzo unico.
Per muri più spessi forniamo il Kit allargamento tagliato a misura.

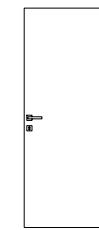
We provide a single piece door frame for wall thicknesses of 11, 13, and 15 cm.
We provide cut-to-size extensions for thicker walls.

Nous fournissons des cadres en pièce unique pour épaisseurs de murs de 11, 13 et 15 cm.
Nous fournissons des élargissement sur mesure pour des murs plus épais.

DETTAGLI **TECNICI** A PAG. 62 / TECHNICAL DETAILS PAGES 62 / DÉTAILS TECHNIQUES PAGES 62

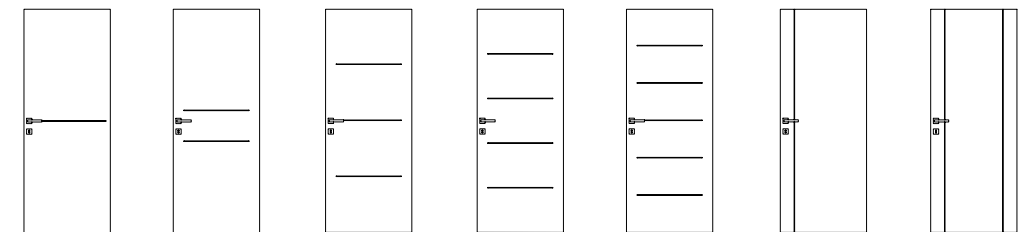
SOLUZIONI POSSIBILI / POSSIBLE SOLUTIONS / SOLUTIONS POSSIBLES

Porta liscia / Flat door / Porte lisse



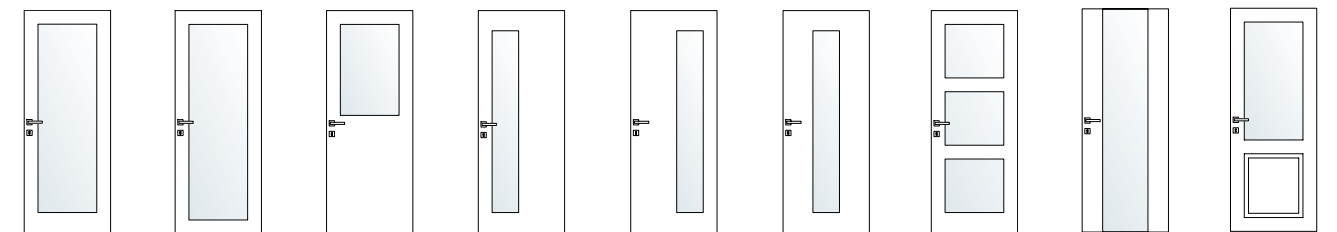
M3-DESRW01

Porte con inserti / Doors with inserts / Portes avec inserts



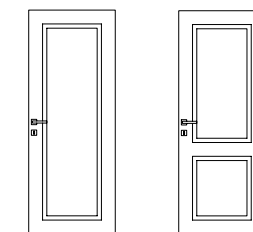
M3-DESRW02 M3-DESRW03 M3-DESRW04 M3-DESRW05 M3-DESRW06 M3-DESRW07 M3-DESRW08

Porte a vetro / Doors with glass / Portes vitrées



M3-DESRVW01 M3-DESRVW02 M3-DESRVW03 M3-DESRVW04 M3-DESRVW06 M3-DESRVW08 M3-DESRVW05 M3-DESRVW09 M3-DESRVW10

Porte con bugne liscie / Doors with panels / Portes avec panneau de remplissage



M3-DESRW40 M3-DESRW41

CANAPA



CANAPA ORTHOGONAL



CORDA



DAKOTA



SMOKE



NORDIC



POLAR



POLAR ORTHOGONAL





/ REAL WOOD CANAPA

MOD.
M3-DESRW01

STIPITE / FRAME / CHAMBRANLE
M3-0104

FINITURA / FINISH / FINITION
CANAPA



/
REAL WOOD
CANAPA ORTHOGONAL

MOD.
M3-DESRW01

STIPITE / FRAME / CHAMBRANLE
M3-0104

FINITURA / FINISH / FINITION
CANAPA ORTHOGONAL





/
REAL WOOD
CORDA

MOD.
M3-DESRW01

STIPITE / FRAME / CHAMBRANLE
M3-0103

FINITURA / FINISH / FINITION
CORDA

/
REAL WOOD
DAKOTA

MOD.
M3-DESRW01

STIPITE / FRAME / CHAMBRANLE
M3-0104

FINITURA / FINISH / FINITION
DAKOTA



/
REAL
WOOD
NORDIC

MOD.
M3-DESRW01

STIPITE / FRAME / CHAMBRANLE
M3-0104

FINITURA / FINISH / FINITION
NORDIC



/
REAL WOOD
NORDIC

MOD.
M3-DESRW01

STIPITE / FRAME / CHAMBRANLE
M3-0105

FINITURA / FINISH / FINITION
NORDIC





/
REAL WOOD
POLAR

MOD.
M3-DESRW01

STIPITE / FRAME / CHAMBRANLE
M3-0104

FINITURA / FINISH / FINITION
POLAR



/
REAL WOOD
POLAR ORTHOGONAL

MOD.
M3-DESRW01

STIPITE / FRAME / CHAMBRANLE
M3-0104

FINITURA / FINISH / FINITION
POLAR ORTHOGONAL





/
REAL WOOD
CANAPA

MOD.
M3-DESRVV09

STIPITE / FRAME / CHAMBRANLE
M3-0104

FINITURA / FINISH / FINITION
CANAPA

/
REAL WOOD
SMOKE

MOD.
M3-DESRW01

SCORREVOLE ESTERNO MURO TIPO "F"
EXTERNAL SLIDING "F" VERSION
EN APPLIQUE TYPE "F"

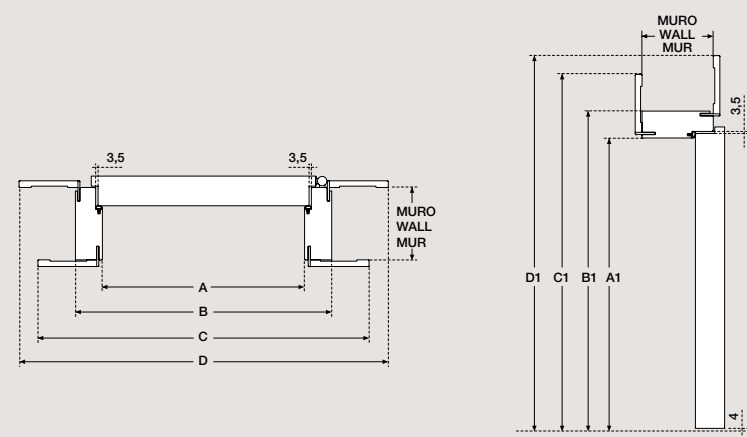
FINITURA / FINISH / FINITION
SMOKE

DETTAGLI TECNICI

TECHNICAL DETAILS / DÉTAILS TECHNIQUES

STIPITE M3-0103

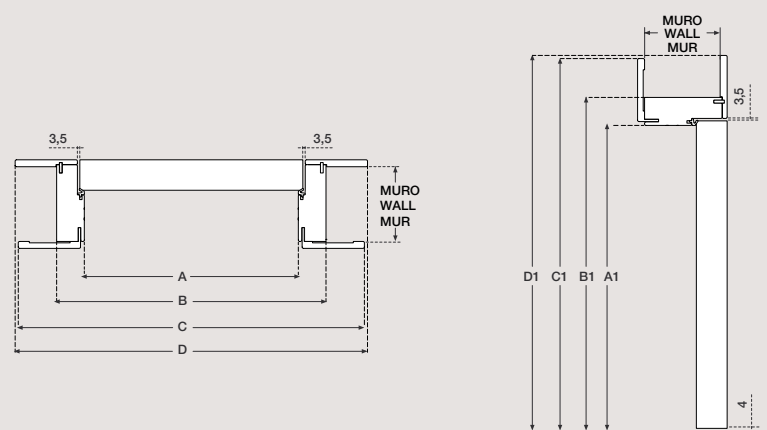
FRAME M3-0103
CHAMBRANLE M3-0103



A / A1	B	C	D	B1	C1	D1
Passaggio luce Net dimension Passage libre	Misura esterno telaio Rough opening Mesure hors cadre	Misura esterno coprifilo 1 External casing 1 À l'extérieur du couvre-joint1	Misura esterno coprifilo External casing À l'extérieur du couvre-joint	Misura esterno telaio Rough opening Mesure hors cadre	Misura esterno coprifilo 1 External casing 1 À l'extérieur du couvre-joint1	Misura esterno coprifilo External casing À l'extérieur du couvre-joint
-	A +80 mm	A +190 mm	A +248 mm	A1 +40 mm	A1 +95 mm	A1 +124 mm

STIPITE M3-0104

FRAME M3-0104
CHAMBRANLE M3-0104



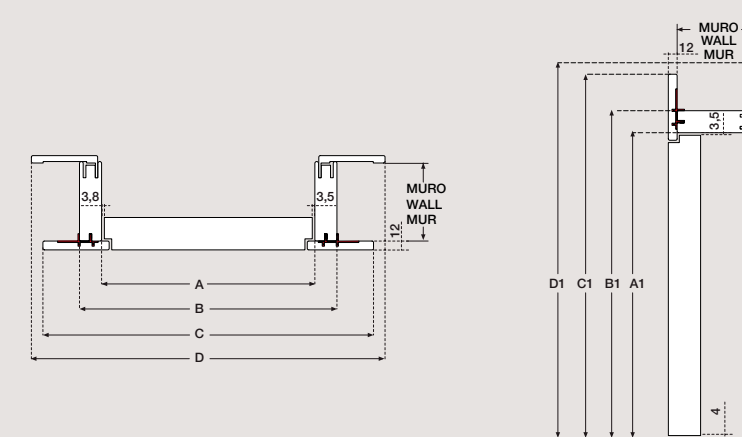
A / A1	B	C	D	B1	C1	D1
Passaggio luce Net dimension Passage libre	Misura esterno telaio Rough opening Mesure hors cadre	Misura esterno coprifilo 1 External casing 1 À l'extérieur du couvre-joint1	Misura esterno coprifilo External casing À l'extérieur du couvre-joint	Misura esterno telaio Rough opening Mesure hors cadre	Misura esterno coprifilo 1 External casing 1 À l'extérieur du couvre-joint1	Misura esterno coprifilo External casing À l'extérieur du couvre-joint
-	A +80 mm	A +190 mm	A +200 mm	A1 +40 mm	A1 +95 mm	A1 +100 mm

DETTAGLI TECNICI

TECHNICAL DETAILS / DÉTAILS TECHNIQUES

STIPITE M3-0105

FRAME M3-0105
CHAMBRANLE M3-0105



A / A1	B	C	D	B1	C1	D1
Passaggio luce Net dimension Passage libre	Misura esterno telaio Rough opening Mesure hors cadre	Misura esterno coprifilo 1 External casing 1 À l'extérieur du couvre-joint1	Misura esterno coprifilo External casing À l'extérieur du couvre-joint	Misura esterno telaio Rough opening Mesure hors cadre	Misura esterno coprifilo 1 External casing 1 À l'extérieur du couvre-joint1	Misura esterno coprifilo External casing À l'extérieur du couvre-joint
-	A +80 mm	A +180 mm	A +190 mm	A1 +40 mm	A1 +90 mm	A1 +105 mm

CERNIERA ANUBA ANUBA HINGES PAUMELLES ANUBA



CERNIERA A SCOMPARSA K8000 CONCEALED HINGES K8000 CHARNIÈRES INVISIBLES K8000



CERNIERA A SCOMPARSA K8060 CONCEALED HINGES K8060 CHARNIÈRES INVISIBLES K8060



/ TRAMA

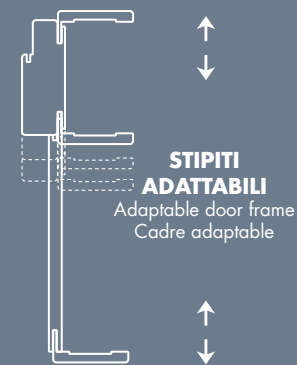
GEOMETRIE CHE SOTTOLINEANO
LE SOLUZIONI D'ARREDO

GEOMETRIES THAT HIGHLIGHT
FURNISHING SOLUTIONS

DES GÉOMÉTRIES QUI SOULIGNENT
LES SOLUTIONS D'AMEUBLEMENT

0100

Cerniere Anuba
Anuba hinges
Charnières type Anuba



**STIPITI
ADATTABILI**
Adaptable door frame
Cadre adaptable

0102-NEW

Cerniere a scomparsa
Concealed hinges
Charnières invisibles



**STIPITI
ADATTABILI**
Adaptable door frame
Cadre adaptable

Per muro 11, 13 e 15 cm realizziamo lo stipite in pezzo unico.
Per muri più spessi forniamo il Kit allargamento tagliato a misura.

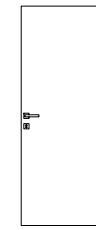
We provide a single piece door frame for wall thicknesses of 11, 13, and 15 cm.
We provide cut-to-size extensions for thicker walls.

Nous fournissons des cadres en pièce unique pour épaisseurs de murs de 11, 13 et 15 cm.
Nous fournissons des élargissement sur mesure pour des murs plus épais.

DETTAGLI **TECNICI** A PAG. 94 / TECHNICAL DETAILS PAGES 94 / DÉTAILS TECHNIQUES PAGES 94

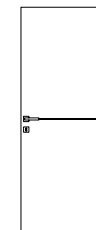
SOLUZIONI POSSIBILI / POSSIBLE SOLUTIONS / SOLUTIONS POSSIBLES

Porta liscia / Flat door / Porte lisse

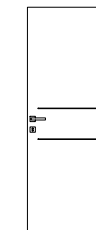


M3-1000

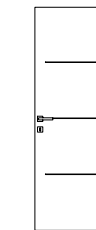
Porte con inserti / Doors with inserts / Portes avec inserts



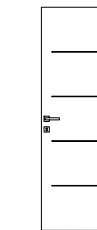
M3-1201



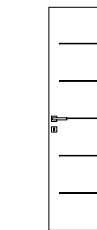
M3-120E



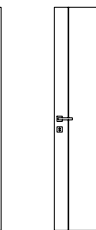
M3-120D



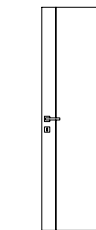
M3-120A



M3-1204



M3-1205



M3-1206

Porte a vetro / Doors with glass / Portes vitrées



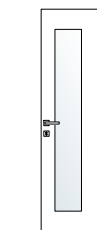
M3-1301



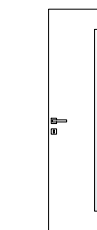
M3-1302



M3-1303



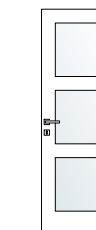
M3-1304



M3-1306



M3-1308



M3-1305

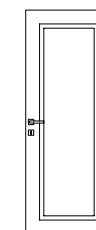


M3-2500

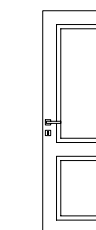


M3-1402

Porte con bugne lisce / Doors with panels / Portes avec panneau de remplissage




M3-1400




M3-1401

BIANCO B011



PANNA B003



NOCE LD57



NOCE 840



ROVERE LG23



CILIEGIO LG69



MATRIX



PALISSANDRO BIANCO



FRASSINO B073



GRANO LM36



PALISSANDRO GRIGIO





/
TRAMA
MATRIX

MOD.
M3-1201

STIPITE / FRAME / CHAMBRANLE
M3-0100

FINITURA / FINISH / FINITION
MATRIX





/
TRAMA
GRANO

MOD.
M3-1000

STIPITE / FRAME / CHAMBRANLE
M3-0102

FINITURA / FINISH / FINITION
GRANO LM36



/
TRAMA
MATRIX

MOD.
M3-1000

STIPITE / FRAME / CHAMBRANLE
M3-0102

FINITURA / FINISH / FINITION
MATRIX





/
TRAMA
FRASSINO

MOD.
M3-1000

STIPITE / FRAME / CHAMBRANLE
M3-0102

FINITURA / FINISH / FINITION
FRASSINO B073



/
TRAMA
PALISSANDRO BIANCO

MOD.
M3-1000

STIPITE / FRAME / CHAMBRANLE
M3-0102

FINITURA / FINISH / FINITION
PALISSANDRO BIANCO





/
TRAMA
PALISSANDRO GRIGIO

MOD.
M3-1000

STIPITE / FRAME / CHAMBRANLE
M3-0102

FINITURA / FINISH / FINITION
PALISSANDRO GRIGIO



/
TRAMA
ROVERE

MOD.
M3-1000

STIPITE / FRAME / CHAMBRANLE
M3-0100

FINITURA / FINISH / FINITION
ROVERE LG23





/
TRAMA
NOCE 840

MOD.
M3-1000

STIPITE / FRAME / CHAMBRANLE
M3-0100

FINITURA / FINISH / FINITION
NOCE 840

MOD.
M3-1401

STIPITE / FRAME / CHAMBRANLE
M3-0100

FINITURA / FINISH / FINITION
PANNA B003



/
TRAMA
NOCE LD57

MOD.
M3-1000

STIPITE / FRAME / CHAMBRANLE
M3-0100

FINITURA / FINISH / FINITION
NOCE LD57




/
TRAMA
NOCE LD57

MOD.
M3-120E

STIPITE / FRAME / CHAMBRANLE
M3-0100

FINITURA / FINISH / FINITION
NOCE LD57



/
TRAMA
BIANCO

MOD.
M3-1000

STIPITE / FRAME / CHAMBRANLE
M3-0100

FINITURA / FINISH / FINITION
BIANCO B011





/
TRAMA
CILIEGIO

MOD.
M3-1000

STIPITE / FRAME / CHAMBRANLE
M3-0100

FINITURA / FINISH / FINITION
CILIEGIO LG69

MOD.
M3-1304

STIPITE / FRAME / CHAMBRANLE
M3-0100

FINITURA / FINISH / FINITION
FRASSINO B073

MOD.
M3-1000

STIPITE / FRAME / CHAMBRANLE
M3-0100

FINITURA / FINISH / FINITION
FRASSINO B073

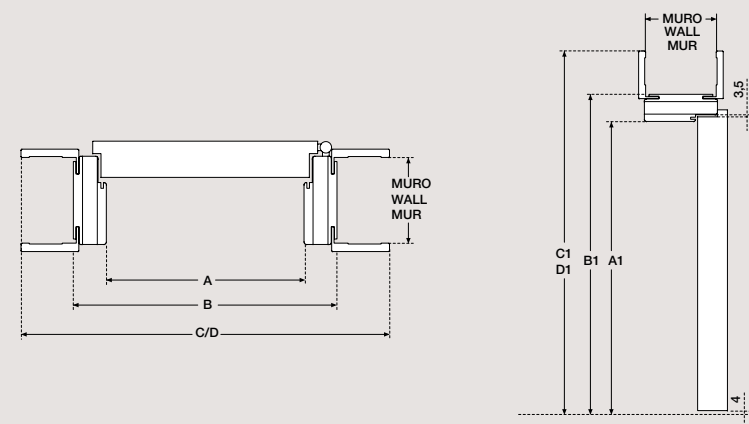


DETTAGLI TECNICI

TECHNICAL DETAILS / DÉTAILS TECHNIQUE

STIPITE M3-0100

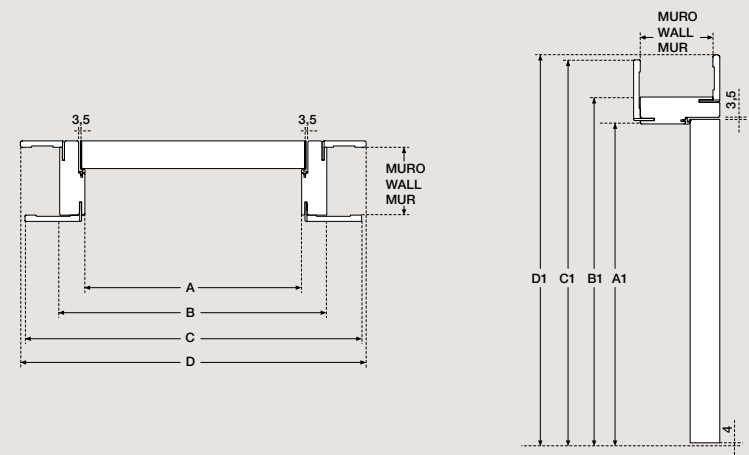
FRAME M3-0100
CHAMBRANLE M3-0100



A / A1	B	C / D	B1	C1 / D1
Passaggio luce Clear width Net passage	Misura esterno telaio Rough opening Dimension extérieur caisse	Misura esterno coprifilo 1 External casing 1 Dimension extérieur linteaux 1	Misura esterno telaio Rough opening Dimension extérieur caisse	Misura esterno coprifilo 1 External casing 1 Dimension extérieur linteaux 1
-	A +80 mm	A +200 mm	A1 +40 mm	A1 +100 mm

STIPITE M3-0102

FRAME M3-0102
CHAMBRANLE M3-0102



A / A1	B	C	D	B1	C1	D1
Passaggio luce Clear width Net passage	Misura esterno telaio Rough opening Dimension extérieur caisse	Misura esterno coprifilo 1 External casing 1 Dimension extérieur linteaux 1	Misura esterno coprifilo External casing Dimension extérieur linteaux	Misura esterno telaio Rough opening Dimension extérieur caisse	Misura esterno coprifilo 1 External casing 1 Dimension extérieur linteaux 1	Misura esterno coprifilo External casing Dimension extérieur linteaux
-	A +80 mm	A +190 mm	A +200 mm	A1 +40 mm	A1 +95 mm	A1 +100 mm

DETTAGLI TECNICI

TECHNICAL DETAILS / DÉTAILS TECHNIQUE

CERNIERA ANUBA ANUBA HINGES PAUMELLES ANUBA



CERNIERA A SCOMPARSA K8000 CONCEALED HINGES K8000 CHARNIÈRES INVISIBLES K8000



/ PRESTIGE

RICERCATE FORME CHE LEGANO PRESENTE E FUTURO

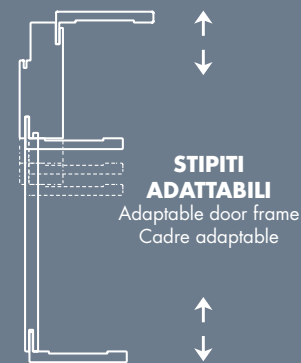
REFINED APPEARANCES WHICH CONNECT PRESENT AND FUTURE

DES APPARENCES RAFFINÉES QUI RELIENT LE PRÉSENT ET LE FUTUR



0103

Cerniere Anuba
Anuba hinges
Charnières type Anuba

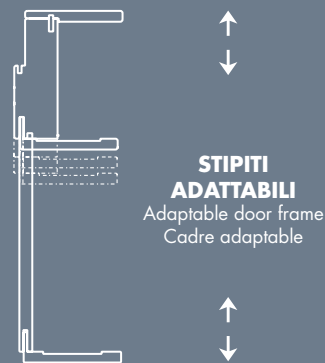


STIPITI ADATTABILI

Adaptable door frame
Cadre adaptable

0104

Cerniere a scomparsa
Concealed hinges
Charnières invisibles

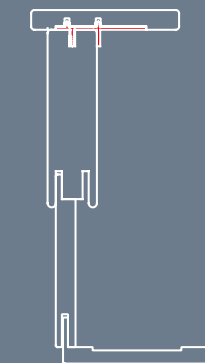


STIPITI ADATTABILI

Adaptable door frame
Cadre adaptable

0105

Apertura Filo Lato Spingere
Pushing Side Flush Door
Vantail Fil Couloir



Per muro 11, 13 e 15 cm realizziamo lo stipite in pezzo unico.
Per muri più spessi forniamo il Kit allargamento tagliato a misura.

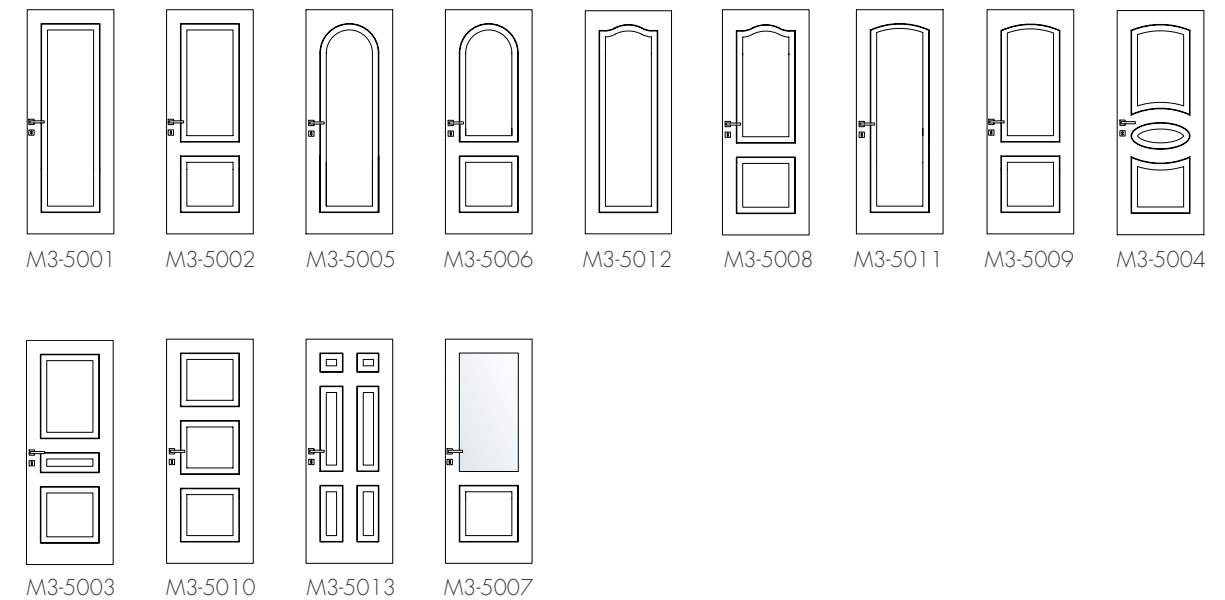
We provide a single piece door frame for wall thicknesses of 11, 13, and 15 cm.
We provide cut-to-size extensions for thicker walls.

Nous fournissons des cadres en pièce unique pour épaisseurs de murs de 11, 13 et 15 cm.
Nous fournissons des élargissement sur mesure pour des murs plus épais.

DETTAGLI **TECNICI** A PAG. 132 / TECHNICAL DETAILS PAGES 132 / DÉTAILS TECHNIQUES PAGES 132

SOLUZIONI POSSIBILI / POSSIBLE SOLUTIONS / SOLUTIONS POSSIBLES

Porte pantografate / Pantographed doors / Portes pantographées





/
PRESTIGE
M3-5001

MOD.
M3-5001

STIPITE / FRAME / CHAMBRANLE
M3-0103

LACCATO RAL / RAL LACQUERED / RAL LAQUÉ
7039



/
PRESTIGE
M3-5004

MOD.
M3-5004

STIPITE / FRAME / CHAMBRANLE
M3-0103

LACCATO RAL / RAL LACQUERED / RAL LAQUÉ
7010





/
PRESTIGE
M3-5005

MOD.
M3-5005

STIPITE / FRAME / CHAMBRANLE
M3-0103

LACCATO RAL / RAL LACQUERED / RAL LAQUÉ
7038

/
PRESTIGE
M3-5009

MOD.
M3-5009

STIPITE / FRAME / CHAMBRANLE
M3-0103

LACCATO RAL / RAL LACQUERED / RAL LAQUÉ
1013






/
PRESTIGE
M3-5002

MOD.
M3-5002

STIPITE / FRAME / CHAMBRANLE
M3-0103

LACCATO RAL / RAL LACQUERED / RAL LAQUÉ
1013



/ PRESTIGE MINIMAL

FUSIONE INNOVATIVA DI STILE E UNICITÀ

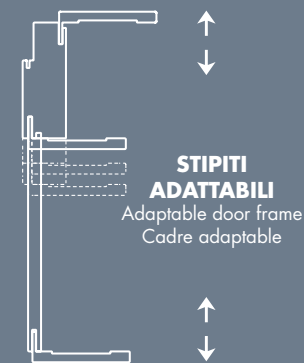
INNOVATIVE FUSION OF STYLE AND UNIQUENESS

FUSION INNOVANTE DE STYLE ET D'ORIGINALITÉ



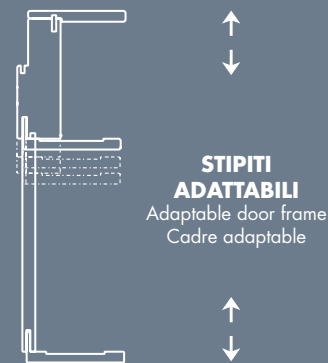
0103

Cerniere Anuba
Anuba hinges
Charnières type Anuba



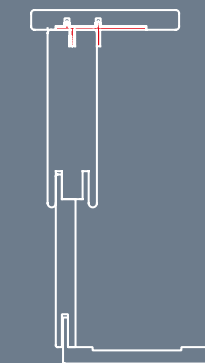
0104

Cerniere a scomparsa
Concealed hinges
Charnières invisibles



0105

Apertura Filo Lato Spingere
Pushing Side Flush Door
Vantail Fil Couloir



Per muro 11, 13 e 15 cm realizziamo lo stipite in pezzo unico.
Per muri più spessi forniamo il Kit allargamento tagliato a misura.

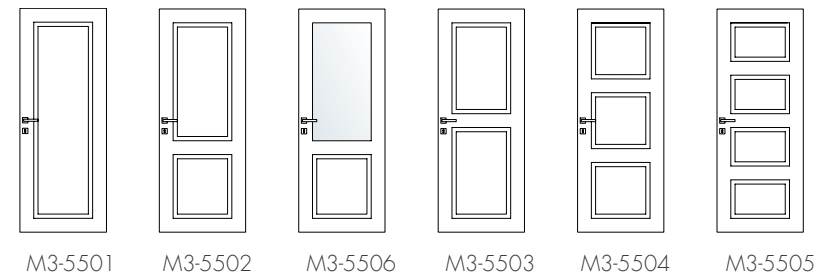
We provide a single piece door frame for wall thicknesses of 11, 13, and 15 cm.
We provide cut-to-size extensions for thicker walls.

Nous fournissons des cadres en pièce unique pour épaisseurs de murs de 11, 13 et 15 cm.
Nous fournissons des élargissement sur mesure pour des murs plus épais.

DETTAGLI **TECNICI** A PAG. 132 / TECHNICAL DETAILS PAGES 132 / DÉTAILS TECHNIQUES PAGES 132

SOLUZIONI POSSIBILI / POSSIBLE SOLUTIONS / SOLUTIONS POSSIBLES

Porte pantografate / Pantographed doors / Portes pantographées



/
PRESTIGE MINIMAL
M3-5505

MOD.
M3-5505

STIPITE / FRAME / CHAMBRANLE
M3-0104

LACCATO RAL / RAL LACQUERED / RAL LAQUÉ
9010





/
PRESTIGE MINIMAL
M3-5502

MOD.
M3-5502

STIPITE / FRAME / CHAMBRANLE
M3-0104

LACCATO RAL / RAL LACQUERED / RAL LAQUÉ
7040

/ ELEGANCE

COMBINAZIONE ESCLUSIVA DI ELEGANZA E ORIGINALITÀ

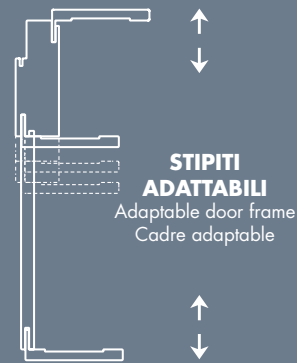
EXCLUSIVE COMBINATION OF ELEGANCE AND ORIGINALITY

ALLIANCE EXCLUSIVE D'ÉLÉGANCE ET D'ORIGINALITÉ



0103

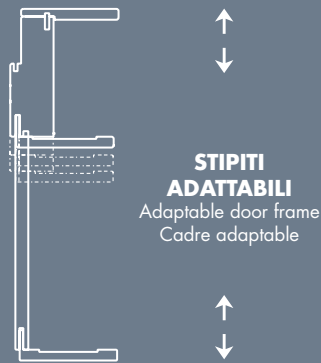
Cerniere Anuba
Anuba hinges
Charnières type Anuba



**STIPITI
ADATTABILI**
Adaptable door frame
Cadre adaptable

0104

Cerniere a scomparsa
Concealed hinges
Charnières invisibles



**STIPITI
ADATTABILI**
Adaptable door frame
Cadre adaptable

0105

Apertura Filo Lato Spingere
Pushing Side Flush Door
Vantail Fil Couloir



Per muro 11, 13 e 15 cm realizziamo lo stipite in pezzo unico.
Per muri più spessi forniamo il Kit allargamento tagliato a misura.

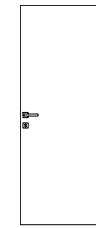
We provide a single piece door frame for wall thicknesses of 11, 13, and 15 cm.
We provide cut-to-size extensions for thicker walls.

Nous fournissons des cadres en pièce unique pour épaisseurs de murs de 11, 13 et 15 cm.
Nous fournissons des élargissement sur mesure pour des murs plus épais.

DETTAGLI **TECNICI** A PAG. 132 / TECHNICAL DETAILS PAGES 132 / DÉTAILS TECHNIQUES PAGES 132


SOLUZIONI POSSIBILI / POSSIBLE SOLUTIONS / SOLUTIONS POSSIBLES

Porta liscia / Flat door / Porte lisse

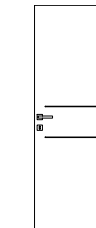


M3-6000

Porte con inserti / Doors with inserts / Portes avec inserts



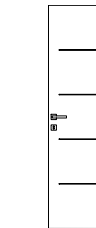
M3-6201



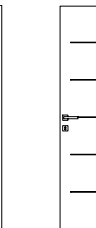
M3-620E



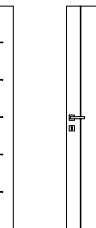
M3-620D




M3-620A



M3-6204

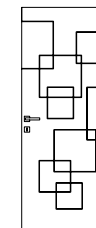


M3-6205

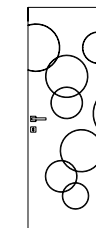


M3-6206

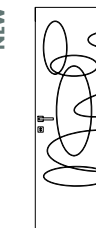
Porte con incisioni / Doors with engravings / Portes avec gravures



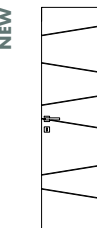
M3-6101



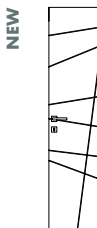
M3-6104



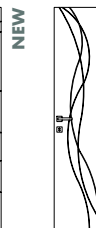
M3-610A



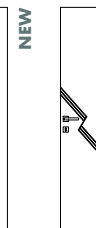
M3-610D



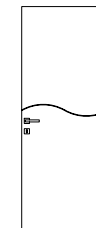
M3-610H



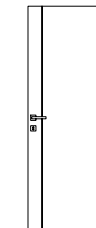
M3-610K



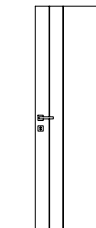
M3-610W



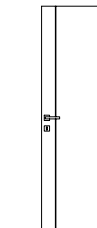
M3-6109



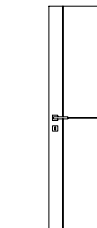
M3-6105



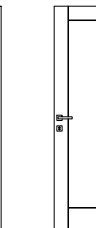
M3-610N



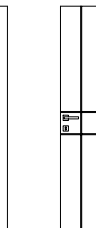
M3-6106



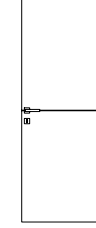
M3-6107



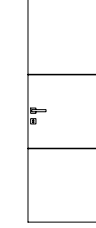
M3-610F



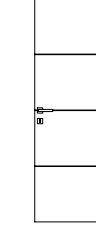
M3-610M



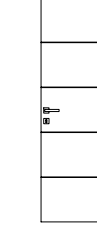
M3-610B



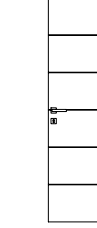
M3-610E



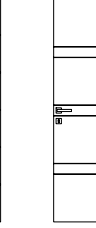
M3-610L



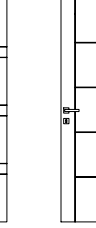
M3-610C



M3-610R



M3-6108



M3-610G

Porte a vetro / Doors with glass / Portes vitrées



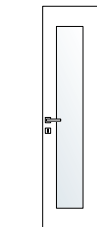
M3-6301



M3-6302



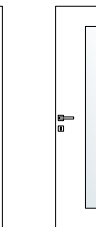
M3-6303



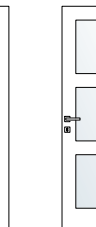
M3-6304



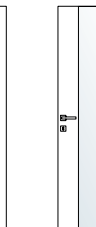
M3-6306



M3-6308



M3-6305

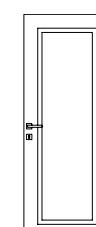


M3-6500

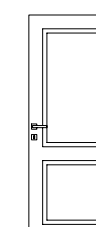


M3-6402

Porte con bugne liscia / Doors with panels / Portes avec panneau de remplissage



M3-6400



M3-6401



/
ELEGANCE
M3-6101

MOD.
M3-6101

STIPITE / FRAME / CHAMBRANLE
M3-0104

LACCATO RAL / RAL LACQUERED / RAL LAQUÉ
7032

/
ELEGANCE
M3-6104

MOD.
M3-6104

STIPITE / FRAME / CHAMBRANLE
M3-0104

LACCATO RAL / RAL LACQUERED / RAL LAQUÉ
9010





/
ELEGANCE
M3-610D

MOD.
M3-610D

STIPITE / FRAME / CHAMBRANLE
M3-0104

LACCATO RAL / RAL LACQUERED / RAL LAQUÉ
8028



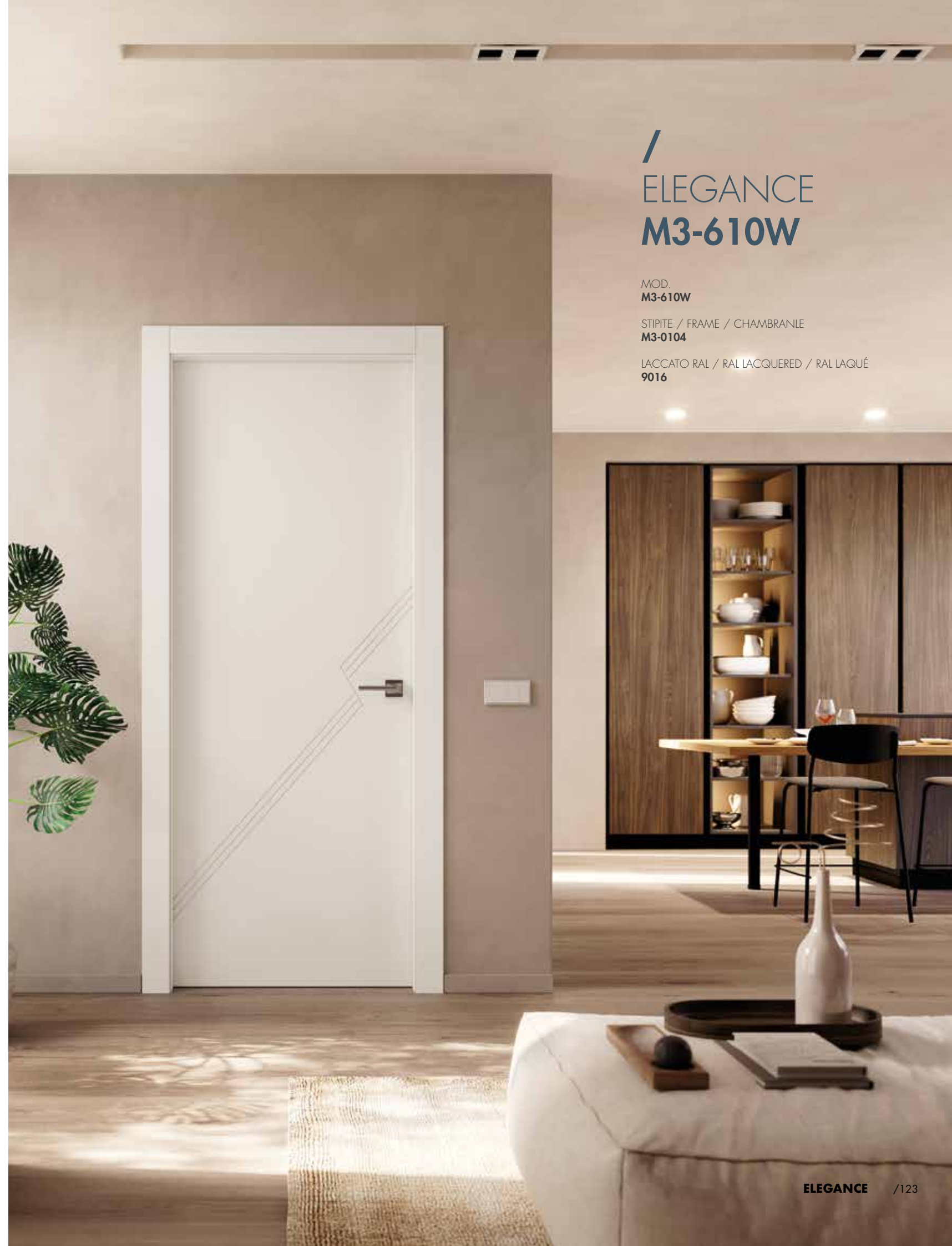
/
ELEGANCE
M3-610A



/
ELEGANCE
M3-610K



/
ELEGANCE
M3-610H



/
ELEGANCE
M3-610W

MOD.
M3-610W

STIPITE / FRAME / CHAMBRANLE
M3-0104

LACCATO RAL / RAL LACQUERED / RAL LAQUÉ
9016



/
ELEGANCE
M3-610G

MOD.
M3-610G

STIPITE / FRAME / CHAMBRANLE
M3-0103

LACCATO RAL / RAL LACQUERED / RAL LAQUÉ
7037



/
ELEGANCE
M3-6107

MOD.
M3-6107

STIPITE / FRAME / CHAMBRANLE
M3-0104

LACCATO RAL / RAL LACQUERED / RAL LAQUÉ
7015





/
ELEGANCE
M3-6000

MOD.
M3-6000

STIPITE / FRAME / CHAMBRANLE
M3-0104

LACCATO RAL / RAL LACQUERED / RAL LAQUÉ
7040

/
ELEGANCE
M3-6201

MOD.
M3-6201

STIPITE / FRAME / CHAMBRANLE
M3-0104

LACCATO RAL / RAL LACQUERED / RAL LAQUÉ
3031

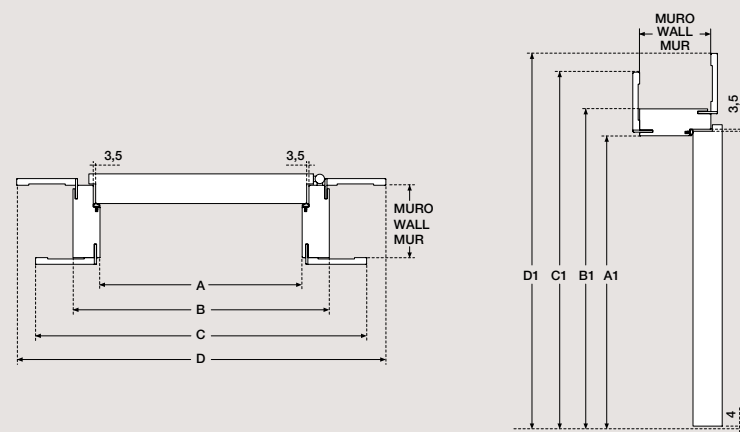


DETTAGLI TECNICI

TECHNICAL DETAILS / DÉTAILS TECHNIQUE

STIPITE M3-0103

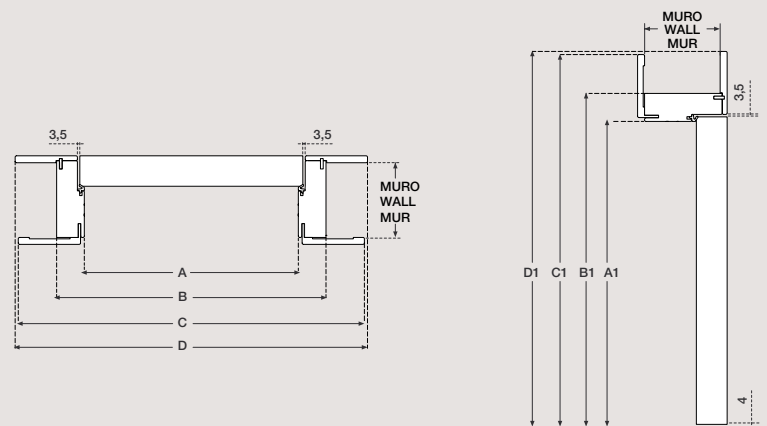
FRAME M3-0103
CHAMBRANLE M3-0103



A / A1	B	C	D	B1	C1	D1
Passaggio luce Net dimension Passage libre	Misura esterno telaio Rough opening Mesure hors cadre	Misura esterno coprifilo 1 External casing 1 À l'extérieur du couvre-joint 1	Misura esterno coprifilo External casing À l'extérieur du couvre-joint	Misura esterno telaio Rough opening Mesure hors cadre	Misura esterno coprifilo 1 External casing 1 À l'extérieur du couvre-joint 1	Misura esterno coprifilo External casing À l'extérieur du couvre-joint
-	A +80 mm	A +190 mm	A +248 mm	A1 +40 mm	A1 +95 mm	A1 +124 mm

STIPITE M3-0104 NEW

FRAME M3-0104 NEW
CHAMBRANLE M3-0104 NEW



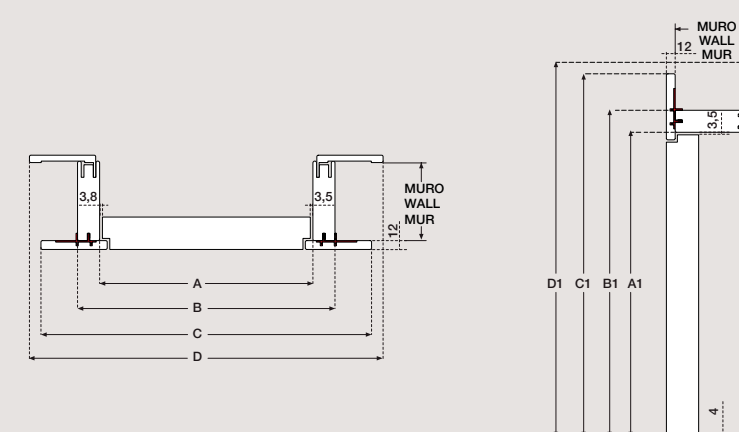

A / A1	B	C	D	B1	C1	D1
Passaggio luce Net dimension Passage libre	Misura esterno telaio Rough opening Mesure hors cadre	Misura esterno coprifilo 1 External casing 1 À l'extérieur du couvre-joint 1	Misura esterno coprifilo External casing À l'extérieur du couvre-joint	Misura esterno telaio Rough opening Mesure hors cadre	Misura esterno coprifilo 1 External casing 1 À l'extérieur du couvre-joint 1	Misura esterno coprifilo External casing À l'extérieur du couvre-joint
-	A +80 mm	A +190 mm	A +200 mm	A1 +40 mm	A1 +95 mm	A1 +100 mm

DETTAGLI TECNICI

TECHNICAL DETAILS / DÉTAILS TECHNIQUE

STIPITE M3-0105

FRAME M3-0105
CHAMBRANLE M3-0105



A / A1	B	C	D	B1	C1	D1
Passaggio luce Net dimension Passage Libre	Misura esterno telaio Rough opening Mesure hors cadre	Misura esterno coprifilo 1 External casing 1 À l'extérieur du couvre-joint 1	Misura esterno coprifilo External casing À l'extérieur du couvre-joint	Misura esterno telaio Rough opening Mesure hors cadre	Misura esterno coprifilo 1 External casing 1 À l'extérieur du couvre-joint 1	Misura esterno coprifilo External casing À l'extérieur du couvre-joint
-	A +80 mm	A +180 mm	A +190 mm	A1 +40 mm	A1 +90 mm	A1 +105 mm

CERNIERA ANUBA ANUBA HINGES PAUMELLES ANUBA



CERNIERA A SCOMPARSA K8000 CONCEALED HINGES K8000 CHARNIÈRES INVISIBLES K8000



CERNIERA A SCOMPARSA K8060 CONCEALED HINGES K8060 CHARNIÈRES INVISIBLES K8060



WHITE

/

LUMINOSITÀ, LEGGEREZZA ED ELEGANZA
RENDONO UNICA E INIMITABILE LA COLLEZIONE
"WHITE" DI MOBIL3.

BRIGHTNESS, LIGHTNESS AND ELEGANCE
MAKE THE MOBIL3 "WHITE" COLLECTION UNIQUE
AND INCOMPARABLE.


LUMINOSITÉ, LÉGÈRETÉ ET ÉLÉGANCE
RENDENT LA COLLECTION "WHITE" DE MOBIL3
UNIQUE ET INIMITABLE.

/ M3-WHITE10

MOD.
M3-WHITE10

STIPITE / FRAME / CHAMBRANLE
M3-0103

FINITURA / FINISH / FINITION
NORDIC

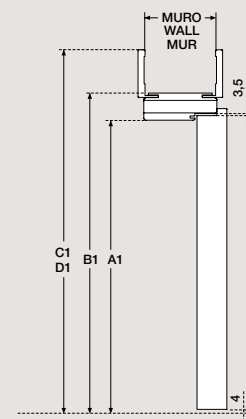
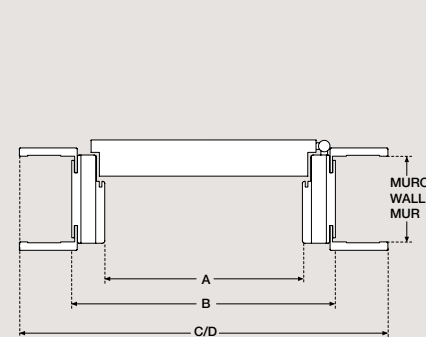


DETTAGLI TECNICI "WHITE"

TECHNICAL DETAILS "WHITE" / DÉTAILS TECHNIQUES "WHITE"

STIPITE M3-0100

FRAME M3-0100
CHAMBRANLE M3-0100



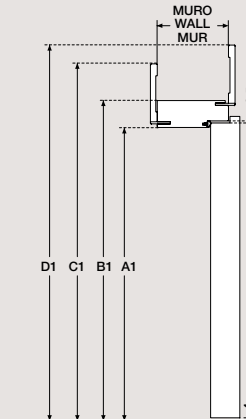
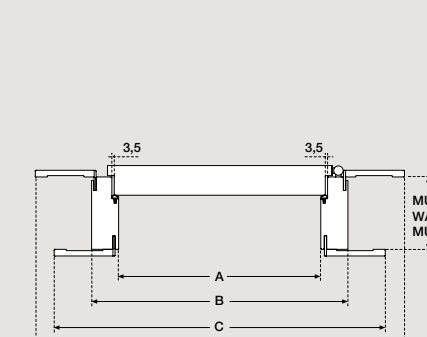
A / A1	B	C / D	B1	C1 / D1
Passaggio luce Width Passage Net passage	Misura esterno telaio External depth frame Dimension extérieur caisse	Misura esterno coprifilo External depth casing Dimension extérieur linteaux	Misura esterno telaio External depth frame Dimension extérieur caisse	Misura esterno coprifilo External depth casing Dimension extérieur linteaux
-	A +80 mm	A +200 mm	A1 +40 mm	A1 +100 mm

DETTAGLI TECNICI "WHITE"

TECHNICAL DETAILS "WHITE" / DÉTAILS TECHNIQUES "WHITE"

STIPITE M3-0103

FRAME M3-0103
CHAMBRANLE M3-0103




A / A1	B	C	D	B1	C1	D1
Passaggio luce Net dimension Passage Libre	Misura esterno telaio Rough opening Mesure hors cadre	Misura esterno coprifilo 1 External casing 1 À l'extérieur du couvre-joint 1	Misura esterno coprifilo External casing À l'extérieur du couvre-joint	Misura esterno telaio Rough opening Mesure hors cadre	Misura esterno coprifilo 1 External casing 1 À l'extérieur du couvre-joint 1	Misura esterno coprifilo External casing À l'extérieur du couvre-joint
-	A +80 mm	A +190 mm	A +248 mm	A +40 mm	A +95 mm	A1 +124 mm


/ FINITURE DELLO STIPITE

FRAME FINISHES / FINITIONS DU CHAMBRANLE


AMBRA



AVANA



PERLA



STONE




MATERIA BLANC



MATERIA GRIS



MATERIA BEIGE




CANAPA




CORDA



DAKOTA



SMOKE



NORDIC




POLAR




/ FINITURE DELLO STIPITE

FRAME FINISHES / FINITIONS DU CHAMBRANLE


BIANCO B011




PANNA B003



NOCE LD57




NOCE 840




ROVERE LG23



CILIEGIO LG69



MATRIX



PALISSANDRO BIANCO



GRANO LM36



PALISSANDRO GRIGIO



RAL



BASIC

/

SINTESI DI UN DESIGN MINIMALE, LE PORTE DELLA COLLEZIONE "BASIC" DI MOBIL3 SI INTEGRANO ALLA PERFEZIONE NELLE PARETI, OFFRENDO INTERESSANTI SPUNTI DI ARREDAMENTO.

SINTHESYS OF A MINIMAL DESIGN, THE DOORS OF MOBIL3 "BASIC" COLLECTION ARE PERFECTLY INTEGRATED INTO THE WALL, OFFERING INTERESTING DECORATING IDEAS.


SYNTHÈSE DU DESIGN MINIMAL, LES PORTES DE LA COLLECTION "BASIC" DE MOBIL3 S'INTÈGRENT À LA PERFECTION DANS LES MURS, EN OFFRANT SOLUTIONS INTÉRESSANTES.

/
BASIC 01

MOD.
M3-BASIC01

STIPITE / FRAME / CHAMBRANLE
M3-0300

FINITURA / FINISH / FINITION
MATERIA BEIGE



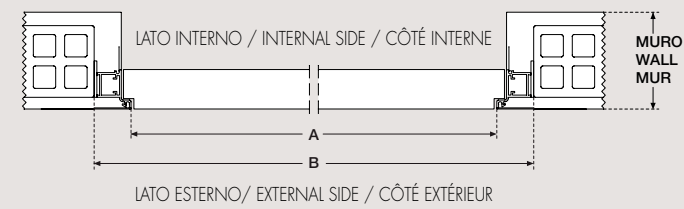
DETTAGLI TECNICI "BASIC"

"BASIC" TECHNICAL DETAILS / DÉTAILS TECHNIQUES "BASIC"

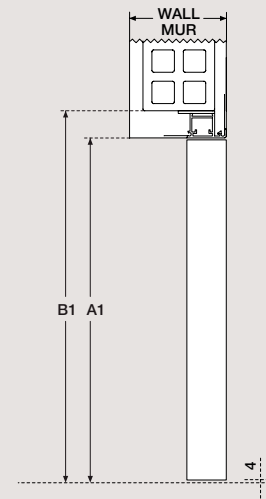
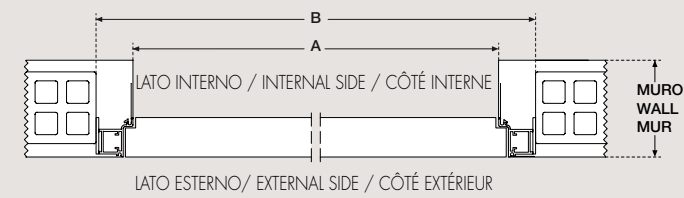
STIPITE M3-0300

FRAME M3-0300
CHAMBRANLE M3-0300

APERTURA A SPINGERE / PUSH OPENING / OUVERTURE À POUSSER



APERTURA A TIRARE / PULL OPENING / OUVERTURE À TIRER



A / A1

Passaggio luce
Width Passage
Net passage

B

Misura esterno telaio
External depth frame
Dimension extérieur caisse

B1

Misura esterno telaio
External depth frame
Dimension extérieur caisse

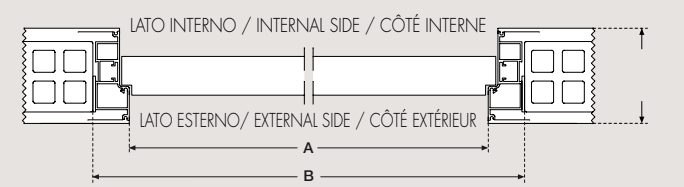
A +80 mm

A1 +50 mm

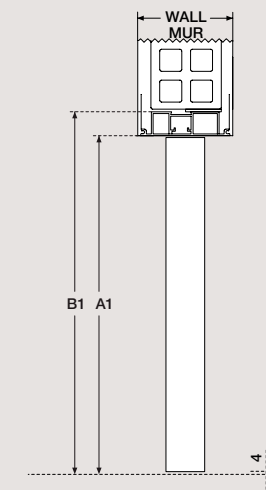
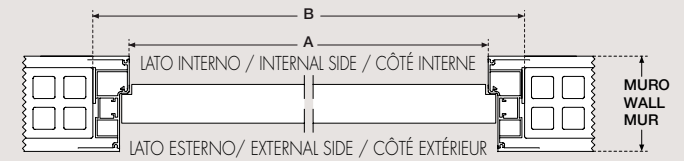
STIPITE M3-0301

FRAME M3-0301
CHAMBRANLE M3-0301

APERTURA A SPINGERE / PUSH OPENING / OUVERTURE À POUSSER



APERTURA A TIRARE / PULL OPENING / OUVERTURE À TIRER



A / A1

Passaggio luce
Width Passage
Net passage

B

Misura esterno telaio
External depth frame
Dimension extérieur caisse

B1

Misura esterno telaio
External depth frame
Dimension extérieur caisse

A +80 mm

A1 +50 mm

DETTAGLI TECNICI "BASIC"

"BASIC" TECHNICAL DETAILS / DÉTAILS TECHNIQUES "BASIC"

CERNIERA A SCOMPARSA K1000


CONCEALED HINGES K1000
CHARNIÈRES INVISIBLES K1000




FINITURE

FINISHES / FINITIONS


AMBRA



AVANA



PERLA




GRIF AVANA



GRIF STONE



MATERIA BLANC



MATERIA GRIS



MATERIA BEIGE



CANAPA



CANAPA ORTHOGONAL




CORDA



DAKOTA



SMOKE




NORDIC



POLAR



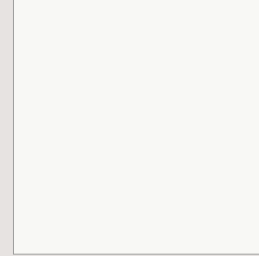
POLAR ORTHOGONAL




FINITURE

FINISHES / FINITIONS


BIANCO B011



PANNA B003



NOCE LD57




NOCE 840



ROVERE LG23



CILIEGIO LG69




MATRIX




PALISSANDRO BIANCO




FRASSINO B073



GRANO LM36



PALISSANDRO GRIGIO



RAL



SOLUZIONI DI APERTURA

Opening solutions
Solutions d'ouverture

/

SOBRIA ELEGANZA E FONDAMENTALE PRATICITÀ.
SOLUZIONI PER OGNI ESIGENZA.

SIMPLE ELEGANCE AND PRACTICALITY.
SOLUTIONS FOR ALL TASTES.

ÉLÉGANCE DISCRÈTE ET PRAGMATISME.
DES SOLUTIONS POUR CHAQUE BESOIN.



/
SCORREVOLE IN LUCE
2 ANTE PARALLELE

BYPASS DOOR

COULISSANTE À 2
VANTAUX PARALLÈLES

/ SCORREVOLE INTERNO MURO

POCKET DOOR

PORTE COULISSANTE À
GALANDAGE

MANIGLIETTE PER PORTE SCORREVOLI

HANDLES FOR SLIDING DOORS

KIT POIGNÉE POUR PORTES COULISSANTES

MT - MANIGLIETTA TONDA CIECA

MT ROUND BLIND HANDLE
MT - KIT COQUILLE ROND



cromo satinato
satin chrome
chrome satiné

ottone lucido
polished brass
laiton poli

bronzo satinato
satin bronze
brunze satiné

cromo lucido
polished chrome
chrome poli

nero opaco
matt black
noir mat

bianco
white
banc

MST - NOTTOLINO L/O TONDO

MST - ROUND CATCHES
MST - KIT CROCHET ROND



cromo satinato
satin chrome
chrome satiné

ottone lucido
polished brass
laiton poli

bronzo satinato
satin bronze
brunze satiné

cromo lucido
polished chrome
chrome poli

nero opaco
matt black
noir mat

bianco
white
banc

MT - MANIGLIETTA QUADRA CIECA

MT SQUARE BLIND HANDLE
MT - KIT COQUILLE CARRÉ



cromo satinato
satin chrome
chrome satiné

nero opaco
matt black
noir mat

bianco
white
banc

MST - NOTTOLINO L/O QUADRO

MST - SQUARE CATCHES
MST - KIT CROCHET CARRÉ



cromo satinato
satin chrome
chrome satiné

nero opaco
matt black
noir mat

bianco
white
banc

Le porte vengono fornite senza il ditale; il trascimento avviene tramite il tiretto posizionato nella parte inferiore della piastra della serratura.
Doors do not include the thimble strike; the door slides by using the pull out lever placed in the lock forend.
Le kit poignée n'inclut pas le doigt de traîne; la porte coulisse grâce au levier dans la partie inférieure du kit poignée.





/
**SCORREVOLE ESTERNO
MURO - TIPO "A"**

EXTERNAL SLIDING
DOOR - TYPE "A"

PORTE EN APPLIQUE -
TYPE "A"

/
PORTA A LIBRO
1/3 + 2/3

FOLDING DOOR
1/3 + 2/3

PORTE PLIANTE
1/3 + 2/3





/ **ROTOTRASLANTE**

PIVOT DOOR

PORTE PIVOTANTE

/
**PORTA A LIBRO
SIMMETRICA**

SYMMETRICAL
FOLDING DOOR

PORTE PLIANTE
SYMÉTRIQUE




VETRI

Glasses
Verres



Mobilize

M3-01



M3-02



M3-03



M3-04



M3-05



M3-06



M3-07



M3-08



M3-09



M3-10



S-305



S-401



/
VETRI

GLASSES / VERRES


/
VETRI

GLASSES / VERRES

S-403



SR-001



SF-103



SR-008



SR-righe



Satinato
White frosted
Dépoli blanc



D014



D015



D087



D020



D163



MANIGLIE

Handles
Poignées



MANIGLIE
HANDLES / POIGNÉES

Finitura ottone lucido - Polished brass - Laiton poli

MANIGLIE CON ROSETTE TONDE
HANDLES WITH ROUND ROSETTES
POIGNÉES AVEC ROSACE RONDE

MANIGLIA SABINA
SABINA HANDLE
POIGNÉE SABINA



MANIGLIA ALISÈ
ALISÈ HANDLE
POIGNÉE ALISÈ



MANIGLIA SASHA
SASHA HANDLE
POIGNÉE SASHA



MANIGLIA MILLA
MILLA HANDLE
POIGNÉE MILLA



MANIGLIA TENDER
TENDER HANDLE
POIGNÉE TENDER



MANIGLIE
HANDLES / POIGNÉES

Finitura cromo satinato - Satin chrome - Chrome satiné

MANIGLIE CON ROSETTE TONDE
HANDLES WITH ROUND ROSETTES
POIGNÉES AVEC ROSACE RONDE

MANIGLIA HAITI
HAITI HANDLE
POIGNÉE HAITI



MANIGLIA EVEREST
EVEREST HANDLE
POIGNÉE EVEREST



MANIGLIA SABINA
SABINA HANDLE
POIGNÉE SABINA



MANIGLIA ALISÈ
ALISÈ HANDLE
POIGNÉE ALISÈ



MANIGLIA SASHA
SASHA HANDLE
POIGNÉE SASHA



MANIGLIA MILLA
MILLA HANDLE
POIGNÉE MILLA



MANIGLIA TENDER
TENDER HANDLE
POIGNÉE TENDER



MANIGLIE
HANDLES / POIGNÉES

Finitura cromo satinato - Satin chrome - Chrome satiné

MANIGLIE CON ROSETTE QUADRE
HANDLES WITH SQUARE ROSETTES
POIGNÉES AVEC ROSACE CARRÉE

MANIGLIA ACAPULCO
ACAPULCO HANDLE
POIGNÉE ACAPULCO




MANIGLIA Q-MINI
Q-MINI HANDLE
POIGNÉE Q-MINI



MANIGLIA SPRING
SPRING HANDLE
POIGNÉE SPRING



MANIGLIA ZELDA
ZELDA HANDLE
POIGNÉE ZELDA



MANIGLIA ROBOS S
ROBOS S HANDLE
POIGNÉE ROBOS S



MANIGLIA ELLESSE
ELLESSE HANDLE
POIGNÉE ELLESSE



MANIGLIA IXIA
IXIA HANDLE
POIGNÉE IXIA



MANIGLIA B-MINI
B-MINI HANDLE
POIGNÉE B-MINI



MANIGLIA Q-LINE
Q-LINE HANDLE
POIGNÉE Q-LINE



Finitura nero opaco - Matt black - Noir mat

MANIGLIE CON ROSETTE QUADRE
HANDLES WITH SQUARE ROSETTES
POIGNÉES AVEC ROSACE CARRÉE

MANIGLIA Q-10
Q-10 HANDLE
POIGNÉE Q-10



MANIGLIA ALBA
ALBA HANDLE
POIGNÉE ALBA



MANIGLIA DEA
DEA HANDLE
POIGNÉE DEA



MANIGLIA Q-MINI
Q-MINI HANDLE
POIGNÉE Q-MINI



MANIGLIA ROBOS S
ROBOS S HANDLE
POIGNÉE ROBOS S



MANIGLIE

HANDLES / POIGNÉES

NOTTOLINI L/O PER PORTE BATTENTI

TOILET KNOB FOR HINGED DOORS
CROCHET POUR PORTES BATTANTES

NOTTOLINO TONDO

ROUND KNOB
CROCHET ROND



cromo satinato
satin chrome
chrome satiné

ottone lucido
polished brass
laiton poli

NOTTOLINO QUADRO

SQUARE KNOB
CROCHET CARRÉ



cromo satinato
satin chrome
chrome satiné

nero opaco
matt black
noir mat

MANIGLIA WAVE

WAVE HANDLE / POIGNÉE WAVE



Cieca bianca
Passage / Passage



Cieca cromo satinato
Passage / Passage



Cieca nera opaco
Passage / Passage



Quadro Bagno bianca
Privacy / Condamnation



Quadro Bagno cromo satinato
Privacy / Condamnation



Quadro Bagno nera opaco
Privacy / Condamnation



Foro Cilindro bianco
Cylinder / Trou Cylindre



Foro Cilindro cromo satinato
Cylinder / Trou Cylindre



Foro Cilindro nero opaco
Cylinder / Trou Cylindre

Finitura cromo satinato - Satin chrome - Chrome satiné


MANIGLIONI

BARS
POIGNÉE BÂTON DE MARÉCHAL

MANIGLIONE FRANKFURT
FRANKFURT BAR
POIGNÉE FRANKFURT



MANIGLIONE TORONTO
TORONTO BAR
BARRE TORONTO



MANIGLIA ELETTRONICA

ELECTRONIC HANDLE
POIGNÉE ELECTRONIQUE



COLOMBODESIGN.IT

Ne facciamo di tutti i colori

We are up to all sorts of things...and colors. / Nous faisons toutes les couleurs!

MOOD COLLECTION DI COLOMBO DESIGN DÀ SPAZIO AL COLORE E ALLA CREATIVITÀ. UN NUOVO MODO DI PRESENTARE E INTERPRETARE LA MANIGLIA. MOOD COLLECTION. MOLTO PIÙ DI UNA COLLEZIONE.

Colombo Design's Mood Collection gives space to color and creativity. A new way of presenting and conceiving the handle. Mood Collection. Much more than a collection. / La Collection Mood de Colombo Design fait place à la couleur et à la créativité. Une nouvelle façon de présenter et d'interpréter la poignée. Collection Mood. Bien plus qu'une Collection.



A disposizione una gamma di 12 colori, accuratamente selezionati per poter definire il mood di una stanza.

A range of 12 colors is available, carefully selected to define the mood of each space. / Disponible en 12 couleurs soigneusement sélectionnées pour définir l'ambiance de chaque espace.
white / ocean blue / silver / bronze / sunset orange / lemon yellow / lime green / titan / black / claret violet / strawberry red / capri blue



"ONE" E "ONEQ"
POSSONO ESSERE
REALIZZATE IN TUTTI I COLORI RAL.
NESSUN LIMITE ALLA CREATIVITÀ!

"ONE" AND "ONEQ"
CAN BE CUSTOMIZED
IN ALL RAL COLOR VARIANTS.
THERE IS NO LIMIT TO CREATIVITY!

LES POIGNÉES "ONE" ET "ONEQ"
PEUVENT ÊTRE RÉALISÉES
DANS TOUTES LES COULEURS RAL.
IL N'Y A AUCUNE LIMITE À LA CREATIVITÉ!

MANIGLIE

HANDLES / POIGNÉES



MANIGLIE CON ROSETTE TONDE

HANDLES WITH ROUND ROSETTES
POIGNÉES AVEC ROSACE RONDE

MANIGLIA COLOMBO ONE

COLOMBO ONE HANDLE
POIGNÉE COLOMBO ONE



MANIGLIE CON ROSETTE QUADRE

HANDLES WITH SQUARE ROSETTES
POIGNÉES AVEC ROSACE CARRÉE

MANIGLIA COLOMBO ONE Q

COLOMBO ONE Q HANDLE
POIGNÉE COLOMBO ONE Q



NOTTOLINI L/O PER PORTE BATTENTI

TOILET KNOB FOR HINGED DOORS
CROCHET POUR PORTES BATTANTES

NOTTOLINO TONDO

ROUND KNOB
CROCHET ROND



NOTTOLINO QUADRO

SQUARE KNOB
CROCHET CARRÉ



MANIGLIE

HANDLES / POIGNÉES

Finitura ral - ral - ral

MANIGLIETTE TONDE PER PORTE SCORREVOLI

ROUND HANDLES FOR SLIDING DOORS
KIT POIGNÉE ROND POUR PORTES COULISSANTES

MT - MANIGLIETTA TONDA CIECA

MT ROUND BLIND HANDLE
MT - KIT COQUILLE ROND



MST - NOTTOLINO L/O TONDO

MST - ROUND CATCHES
MST - KIT CROCHET ROND




MANIGLIETTE QUADRE PER PORTE SCORREVOLI

SQUARE HANDLES FOR SLIDING DOORS
KIT POIGNÉE CARRÉ POUR PORTES COULISSANTES


MT - MANIGLIETTA QUADRA CIECA

MT SQUARE BLIND HANDLE
MT - KIT COQUILLE CARRÉ



MST - NOTTOLINO L/O QUADRO

MST - SQUARE CATCHES
MST - KIT CROCHET CARRÉ



project & graphic design

www.lithos.it

3d rendered images

www.linkfoto.it

print

grafiche Italprint

edition 2026

mobil3

MOBIL3 S.R.L.

Via G. Galilei, 3

30020 Torre di Mosto, VE, ITALY

T. +39 0421 461833 - F. +39 0421 314207

info@mobil3srl.com

www.mobil3srl.com

TUTTI I DIRITTI DI RIPRODUZIONE E
RIELABORAZIONE SONO RISERVATI.
MOBIL3 SRL SI RISERVA DI APPORTARE
MODIFICHE, ANCHE SENZA PREAV-
VISO ED IN QUALSIASI MOMENTO,
ALLE CARATTERISTICHE DEI PRODOTTI
RIPORTATI NEL PRESENTE CATALOGO.

I COLORI DELLE PORTE RIPRODOTTE
NEL PRESENTE CATALOGO SONO
PURAMENTE INDICATIVI.

All rights reserved, including reprint and
rework. Mobil3 Ltd reserves the right to
modify the characteristics of products
listed in this catalogue without prior noti-
ce. The image is intended for illustration
purposes only and be different from the
actual colours due to the limitations of
print technology.



MOBIL3 S.R.L.

Via G. Galilei, 3

30020 Torre di Mosto, VE, ITALY

T. +39 0421 461833 - F. +39 0421 314207

www.mobil3srl.com - info@mobil3srl.com